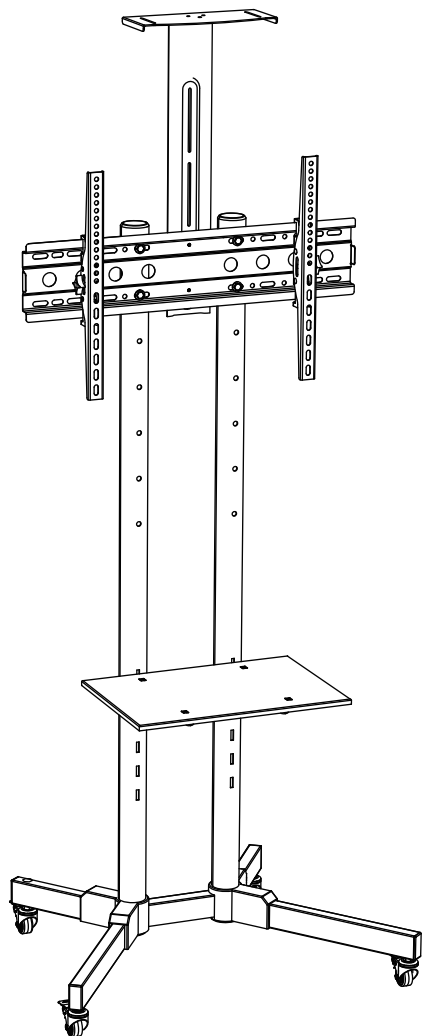


# Kolke




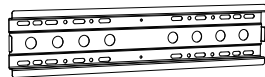









## Accesorios


















Soporte para TV de 30" a 70"  
de Pie

Manual de armado

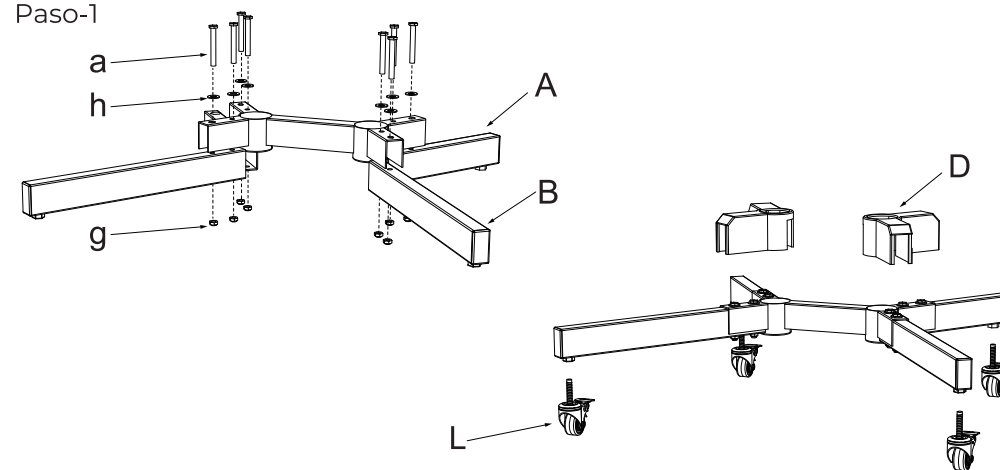
### Listado de partes

|                |   |    |                |   |    |
|----------------|---|----|----------------|---|----|
| A              |  | x2 | G <sup>2</sup> |   | x1 |
| B              |  | x2 | H              |  | x1 |
| C              |  | x1 |                |   |    |
| D              |  | x2 | I              |  | x2 |
| E              |  | x2 | J              |  | x1 |
| F              |  | x1 | K              |  | x1 |
| G <sup>1</sup> |  | x1 | L              |  | x4 |

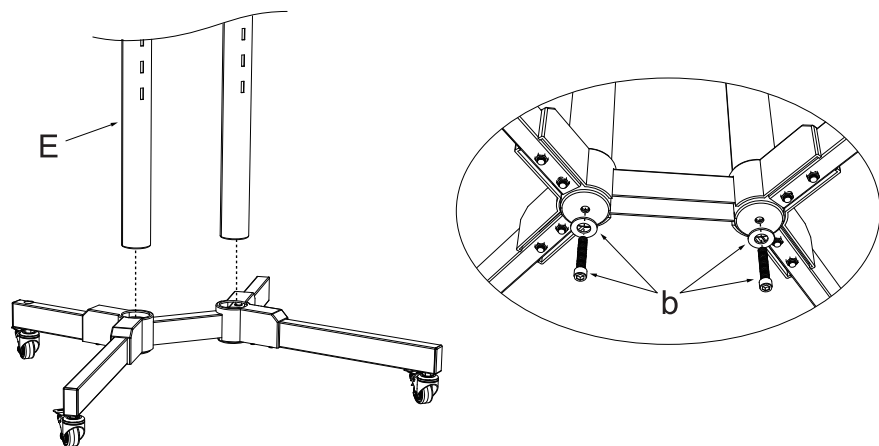
### Listado de partes accesorias

|   |   |  |   |   |  |
|---|---|--|---|---|--|
| a |              | M8x65<br>12  | f |          | M5x16<br>4   |
| b |  M10x35<br>2 |  Φ10<br>2   | g |          | M8<br>12   |
| c |  M5x10<br>4  |  M4x20<br>2 | h |          | Φ8x18<br>12  |
| d |              | M8x20<br>4   | i |  1       |  1        |
| e |  M6x16<br>4  |  M6x25<br>4 | j |  Φ6<br>4 |  5mm<br>4 |

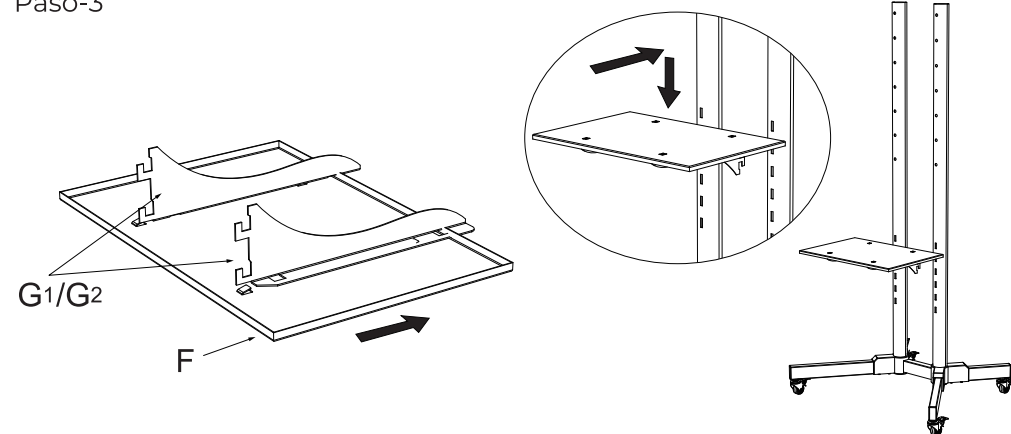
### Paso-1



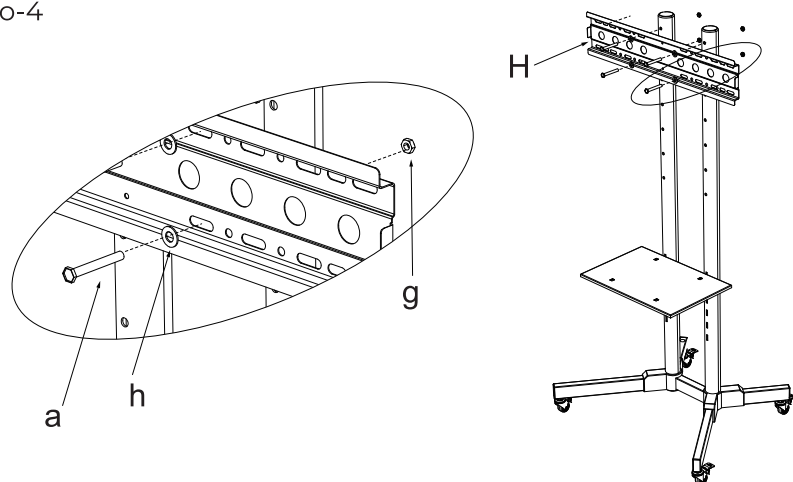
Paso-2



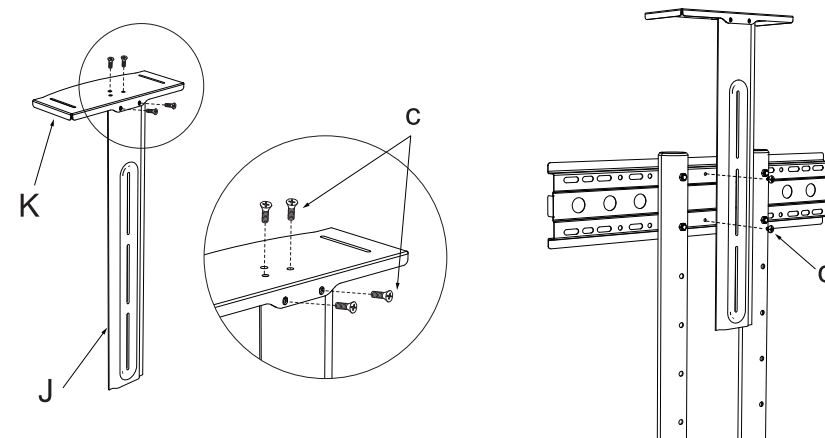
Paso-3



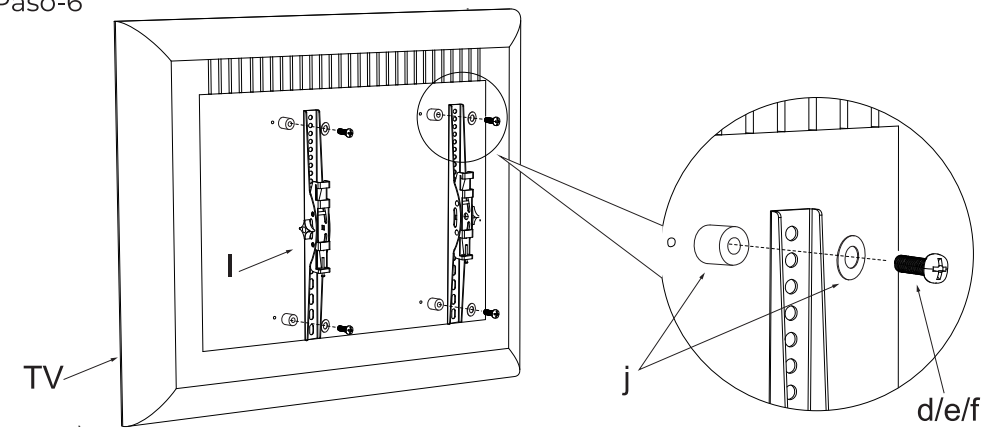
Paso-4



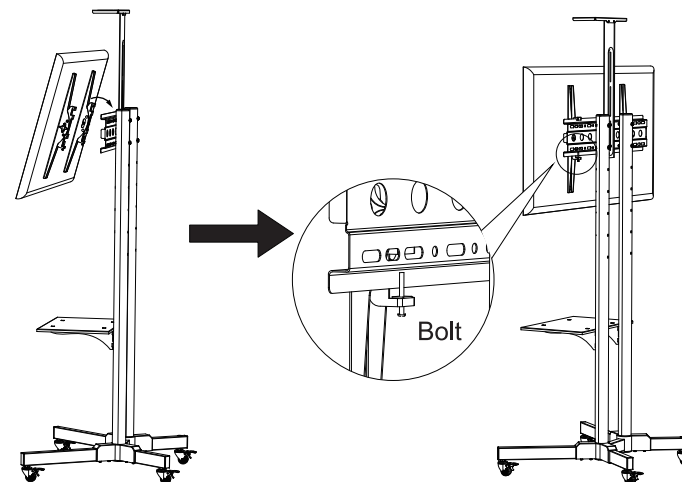
Paso-5



Paso-6



Paso-7



ATENCIÓN! NO EXCEDA EL PESO  
SOPORTADO MÁXIMO (40KG)  
DADO QUE PODRÍA OCASIONAR  
SERIOS DAÑOS A USTED O A LA  
PROPIEDAD

